



DAY 5

BUBBLES





I'm the person behind @TheDoodleGuide.

I love to doodle, and want to show the world how easy and fun it is.

So, if you find any of my posts helpful, please share it with as many people as you can, to help me achieve my big dream of getting everyone to doodle/draw.

Remember to tag @TheDoodleGuide whenever you share on social media. I do a little happy dance every time I see you doodling using my doodle guides.

This is a special FREE downloadable book made for young (and young at heart) artists in school or at home. By working through this booklet you will learn the basics of doodling, and then work yourself through to build your doodling skills, so that you can doodle for fun (the best reason ever!), for visual note taking or for journaling.

How to use this book:

Print the book out (recommended) or work from a screen.

The course is divided into 10 days. You can work through it all in one go, or spread it over a longer period. Each booklet has a range of tutorials and exercises.


Thank you for using this book.

Please share it with other friends/ educators/ parents/ children, so that it may be enjoyed by as many people as possible.



While this is a free resource, designed to be printed out for personal use, please note that the reproduction of this book for profit or mass distribution is strictly prohibited. The rights remain with the author as detailed at the end of this booklet.


Please respect the spirit in which this free book of doodles has been created. It is there for everyone to enjoy.


xoxo, Apsi











Let's try some comic bubbles with words


1. LETTER

SPLASH!

3. DRAW THE COMIC BUBBLE
TO MATCH THE WORD



4. ERASE SKETCH



2. OUTLINE THE WORD

SPLASH!

4. INK



5. COLOUR



Apsi | @TheRevisionGuide

Try drawing it yourself:


1. LETTER

CRASH!

3. DRAW THE COMIC BUBBLE
TO MATCH THE WORD



4. ERASE SKETCH



2. OUTLINE THE WORD

CRASH!

4. INK



5. COLOUR



Apsi | @TheRevisionGuide

Try drawing it yourself:

1. LETTER

WOW!

2. OUTLINE THE WORD

WOW!

3. DRAW THE COMIC BUBBLE
TO MATCH THE WORD



4. INK



4. ERASE SKETCH



5. COLOUR



Apsi | @TheRevisionGuide

Try drawing it yourself:


1. LETTER

SNOOCH!

3. DRAW THE COMIC BUBBLE
TO MATCH THE WORD



4. ERASE SKETCH



2. OUTLINE THE WORD

SNOOCH!

4. INK



5. COLOUR



Apsi | @TheRevisionGuide

1. LETTER

POOF!

3. DRAW THE COMIC BUBBLE
TO MATCH THE WORD



4. ERASE SKETCH



2. OUTLINE THE WORD

POOF!

4. INK




5. COLOUR



Apsi | @TheRevisionGuide

Here's some more to try:



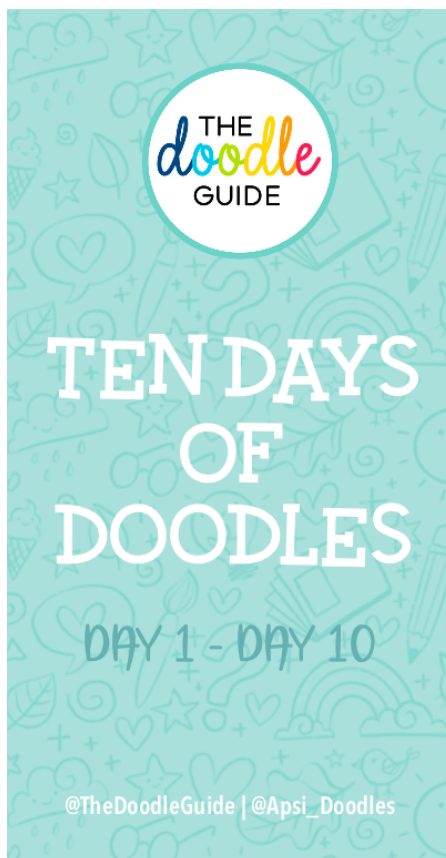
Doodles or illustrations in this booklet are not to be used or recreated in any way for any commercial or personal profitable gain (produced in digital or physical form) by any person, for any reason without prior consent of the artist.

This includes, but is not limited to, recreating art for monetized physical products and/or digital products such as stock images or social media videos.

If artwork is to be replicated for any purpose other than for the reasons that it is shared in this booklet, written consent is to be obtained from the artist.

Please write to :

TheDoodleGuide@gmail.com



You can find a more comprehensive guide to each of the 10 days, in my shop.



www.TheHungryJPEG.com/Apsi

Keep a lookout for the 10 day bundle in my shop.