



# DAY 2

## FACES AND EXPRESSIONS



Apsi | @TheDoodleGuide  
Ten Days of Doodles - Day 2



I'm the person behind @TheDoodleGuide.

I love to doodle, and want to show the world how easy and fun it is.

So, if you find any of my posts helpful, please share it with as many people as you can, to help me achieve my big dream of getting everyone to doodle/draw.

Remember to tag @TheDoodleGuide whenever you share on social media. I do a little happy dance every time I see you doodling using my doodle guides.

This is a special FREE downloadable book made for young (and young at heart) artists in school or at home. By working through this booklet you will learn the basics of doodling, and then work yourself through to build your doodling skills, so that you can doodle for fun (the best reason ever!), for visual note taking or for journaling.

### How to use this book:

Print the book out (recommended) or work from a screen.

The course is divided into 10 days. You can work through it all in one go, or spread it over a longer period. Each booklet has a range of tutorials and exercises.

Thank you for using this book.

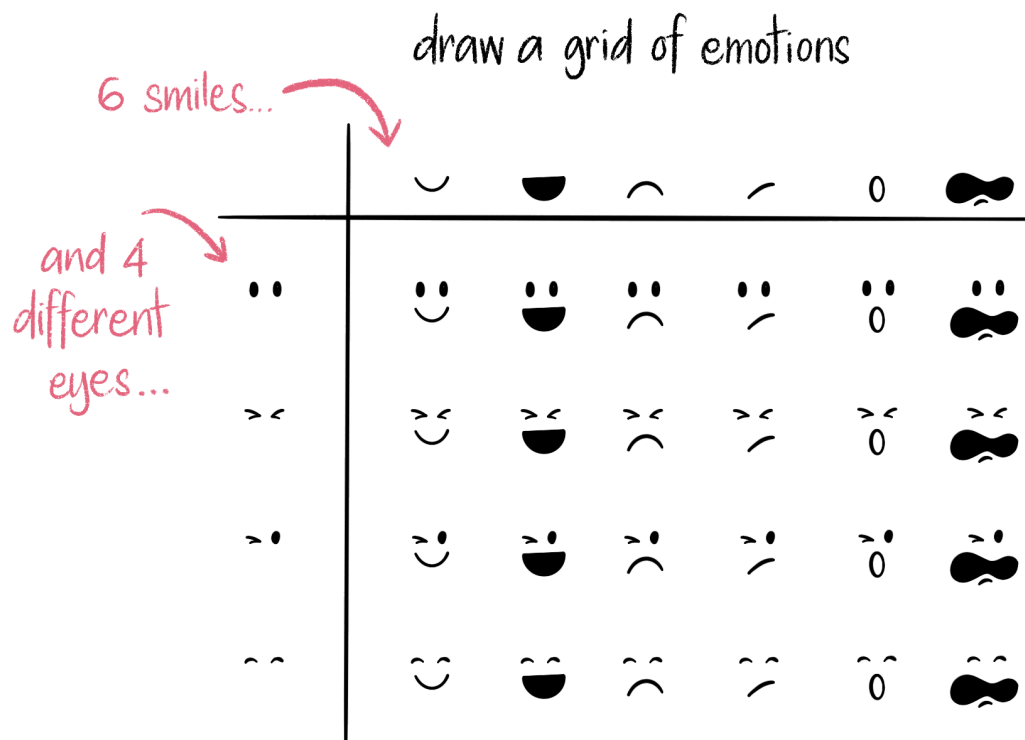
Please share it with other friends/ educators/ parents/ children, so that it may be enjoyed by as many people as possible.

**While this is a free resource, designed to be printed out for personal use, please note that the reproduction of this book for profit or mass distribution is strictly prohibited. The rights remain with the author as detailed at the end of this booklet.**


**Please respect the spirit in which this free book of doodles has been created. It is there for everyone to enjoy.**

xoxo, Apsi


# DRAWING EMOTIONS




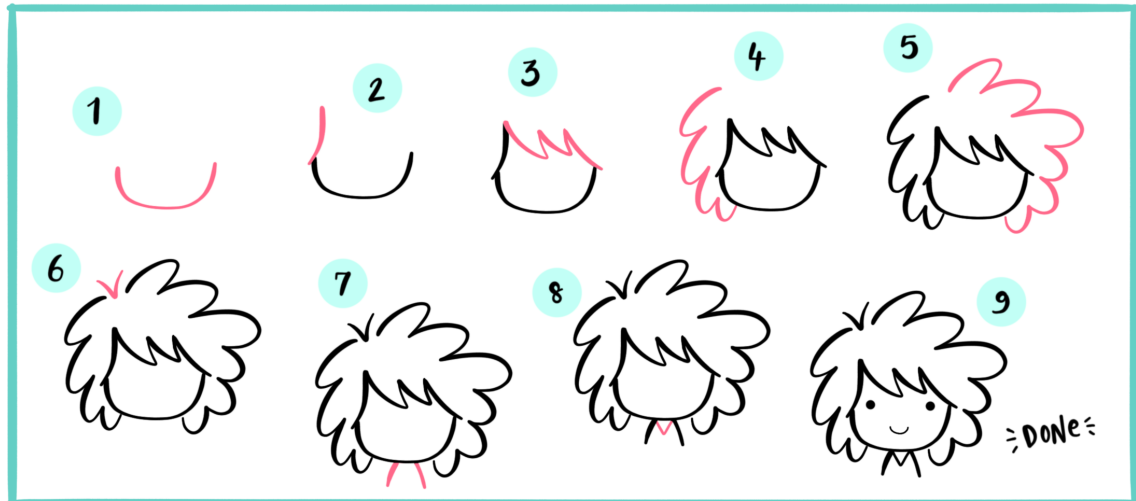
... gives you 24 different emotions ♥






Give these a try or  
create your own





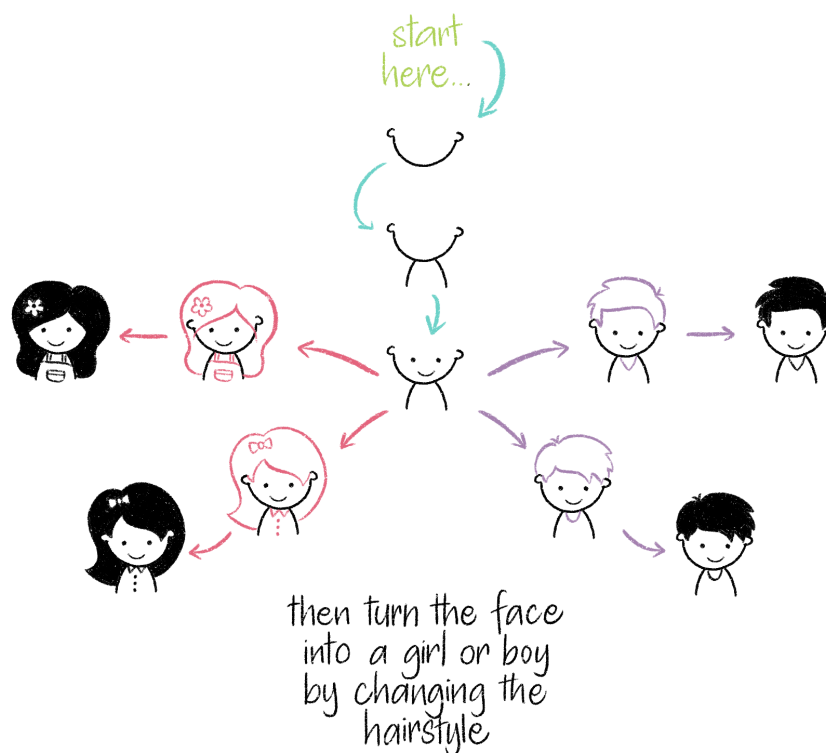


## ADD EXPRESSIONS TO ANYTHING



## GET CREATIVE

# DRAWING FACES





Create different faces  
with different hairstyles  
(fill a page with faces)



Apsi | @TheDoodleGuide

Create your own faces




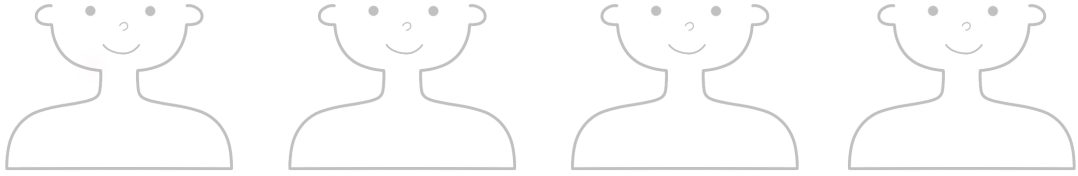


GIVE  
THESE  
A TRY



FACES





Fill a page with different faces and expressions

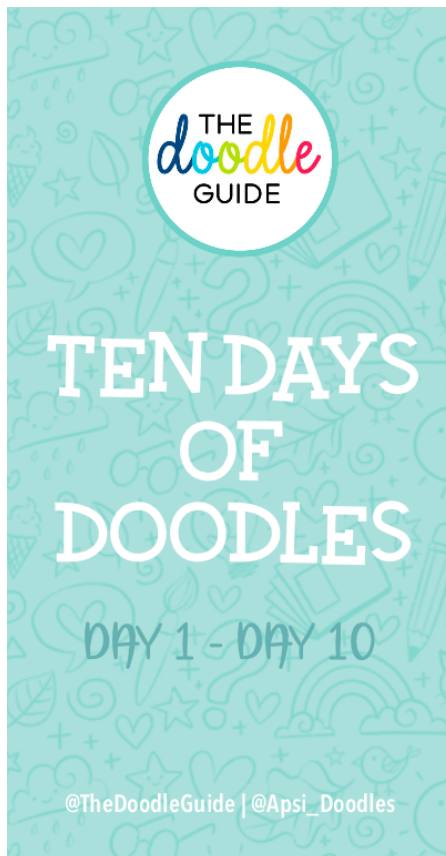
Doodles or illustrations in this booklet are not to be used or recreated in any way for any commercial or personal profitable gain (produced in digital or physical form) by any person, for any reason without prior consent of the artist.

This includes, but is not limited to, recreating art for monetized physical products and/or digital products such as stock images or social media videos.

If artwork is to be replicated for any purpose other than for the reasons that it is shared in this booklet, written consent is to be obtained from the artist.

Please write to :

[TheDoodleGuide@gmail.com](mailto:TheDoodleGuide@gmail.com)



You can find a more comprehensive guide to each of the 10 days, in my shop.



[www.TheHungryJPEG.com/Apsi](http://www.TheHungryJPEG.com/Apsi)

Keep a lookout for the 10 day bundle in my shop.